

JUSTICE REINVESTMENT INITIATIVE


NATIONAL ASSOCIATION OF STATE ALCOHOL AND DRUG ABUSE
DIRECTORS
JUNE 9, 2016



2014 STATE OF THE STATE



“I have asked for a full review of our current system to develop a plan to reduce recidivism, maximize offenders’ success in becoming law-abiding citizens, and provide judges with the tools they need to accomplish these goals. The prison gates through which people re-enter society must be a permanent exit, and not just a revolving door. “



THE

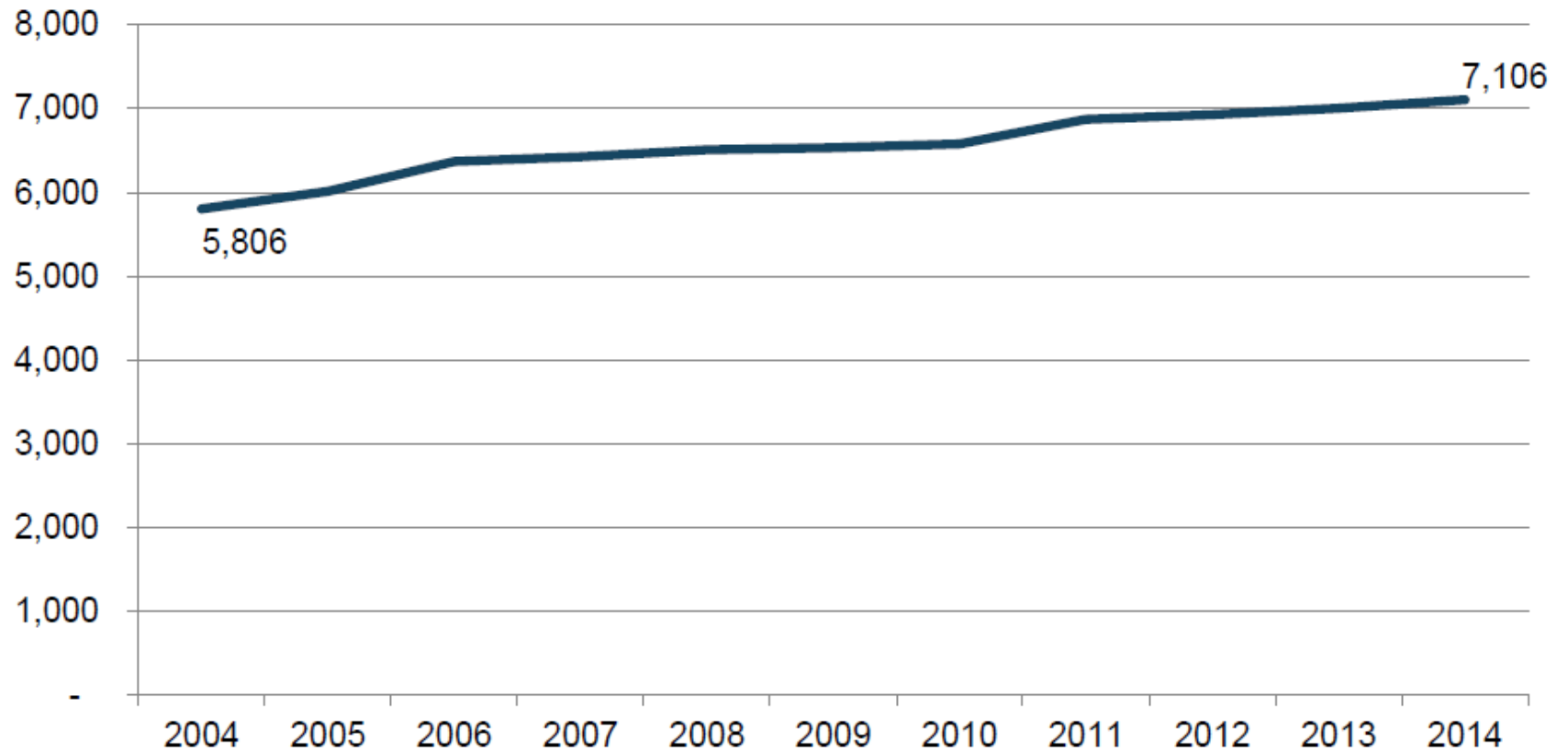
PEW

CHARITABLE TRUSTS

DATA ANALYSIS

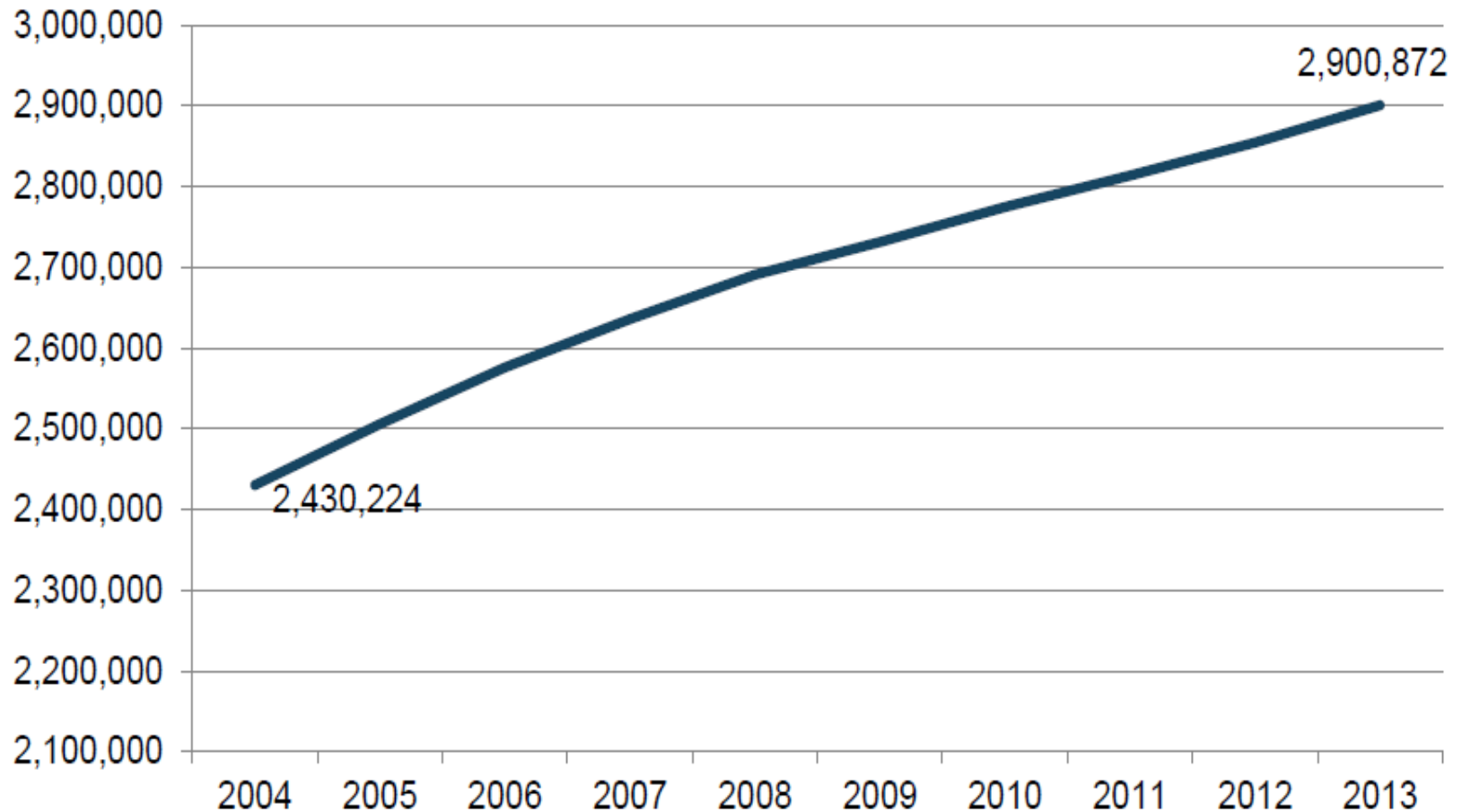
Utah Prison Population Grew 22% in Last Decade

Prisoners on Jan 1, by Year



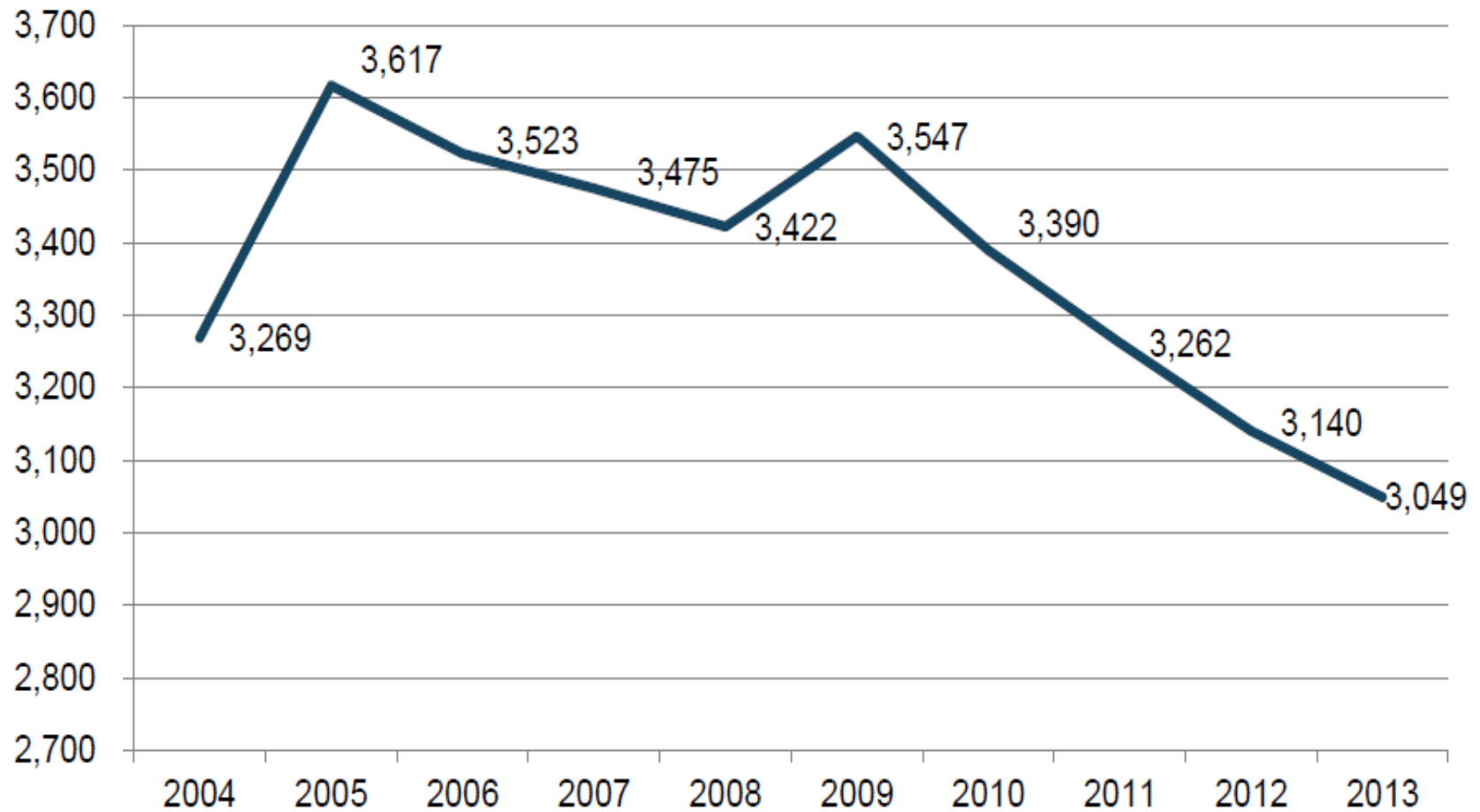
Utah State Population Grew 19% Over Last Decade

Utah Population, 2004-2013



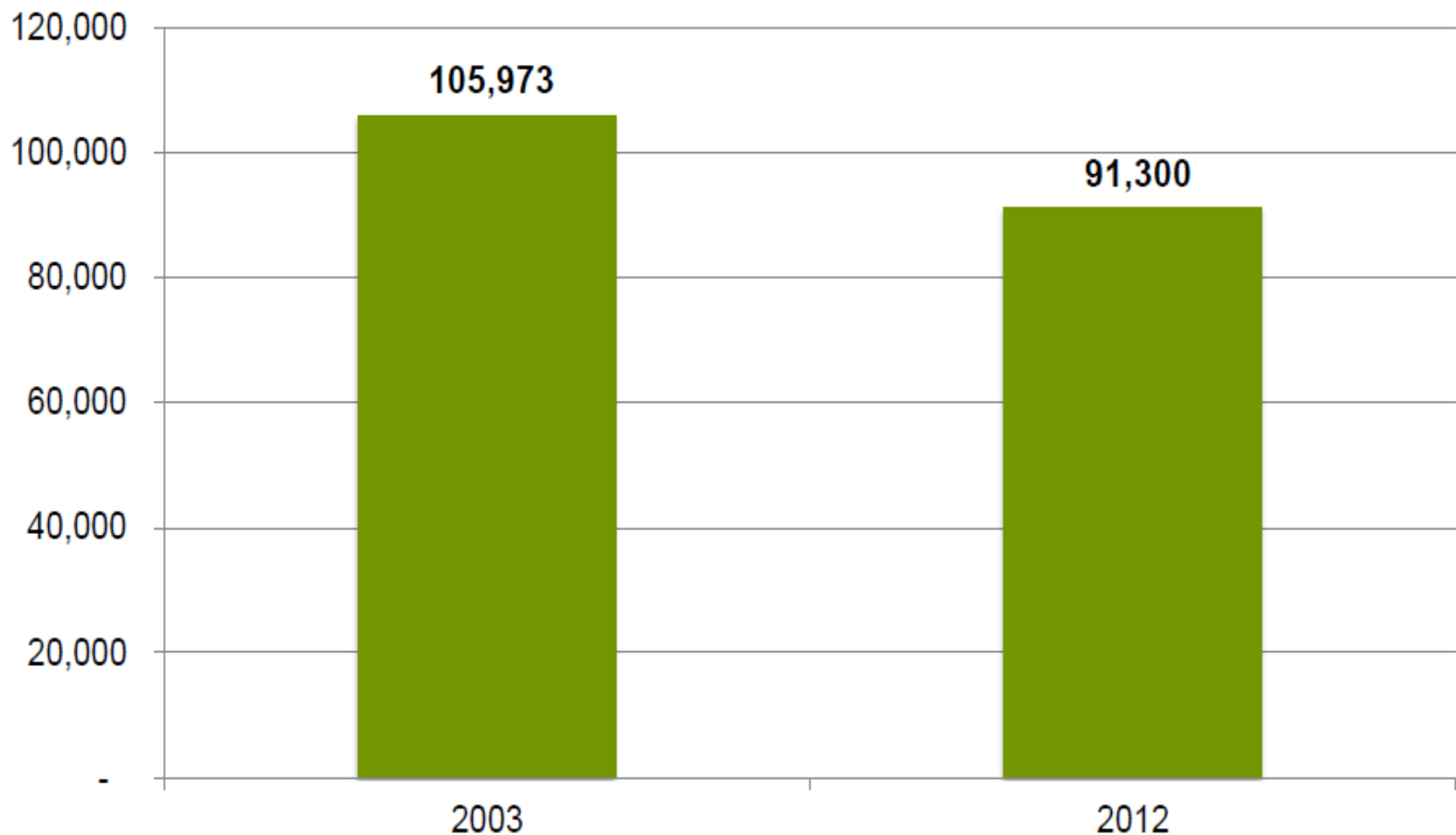
Admissions in Decline, Falling Eight Out of Ten Years in Prior Decade

Prison Admissions (2004-2013)



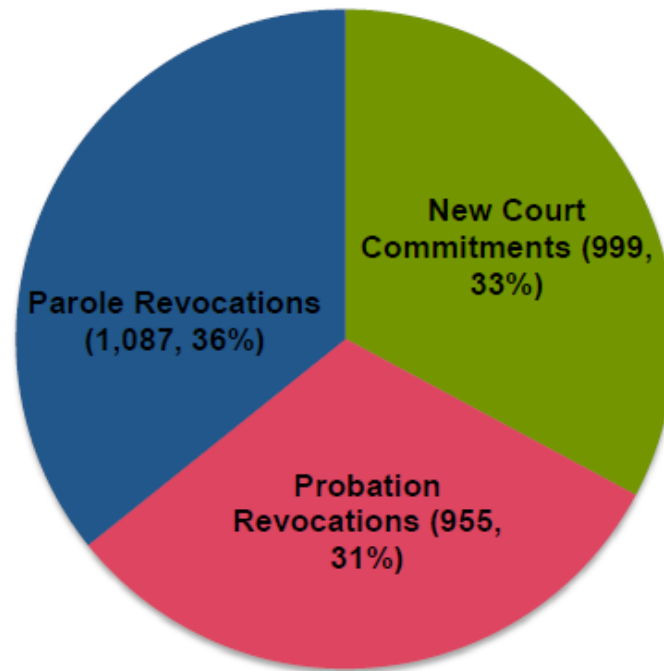
14% Fewer Crimes Reported in Utah Than a Decade Ago

**Number of Reported Index Crimes in Utah
(2003 and 2012)**



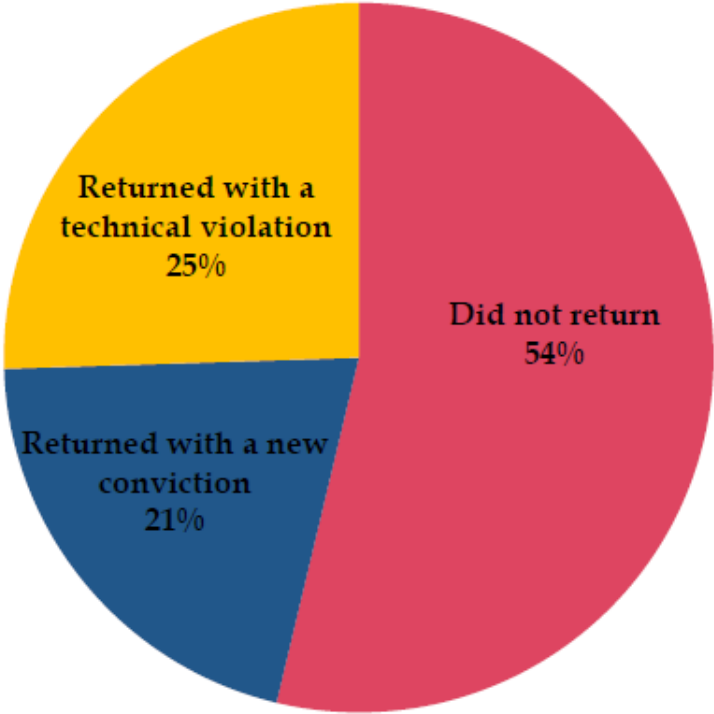
Parole and Probation Revocations Make Up Two-Thirds of Admissions

Prison Admissions by Type (2013)



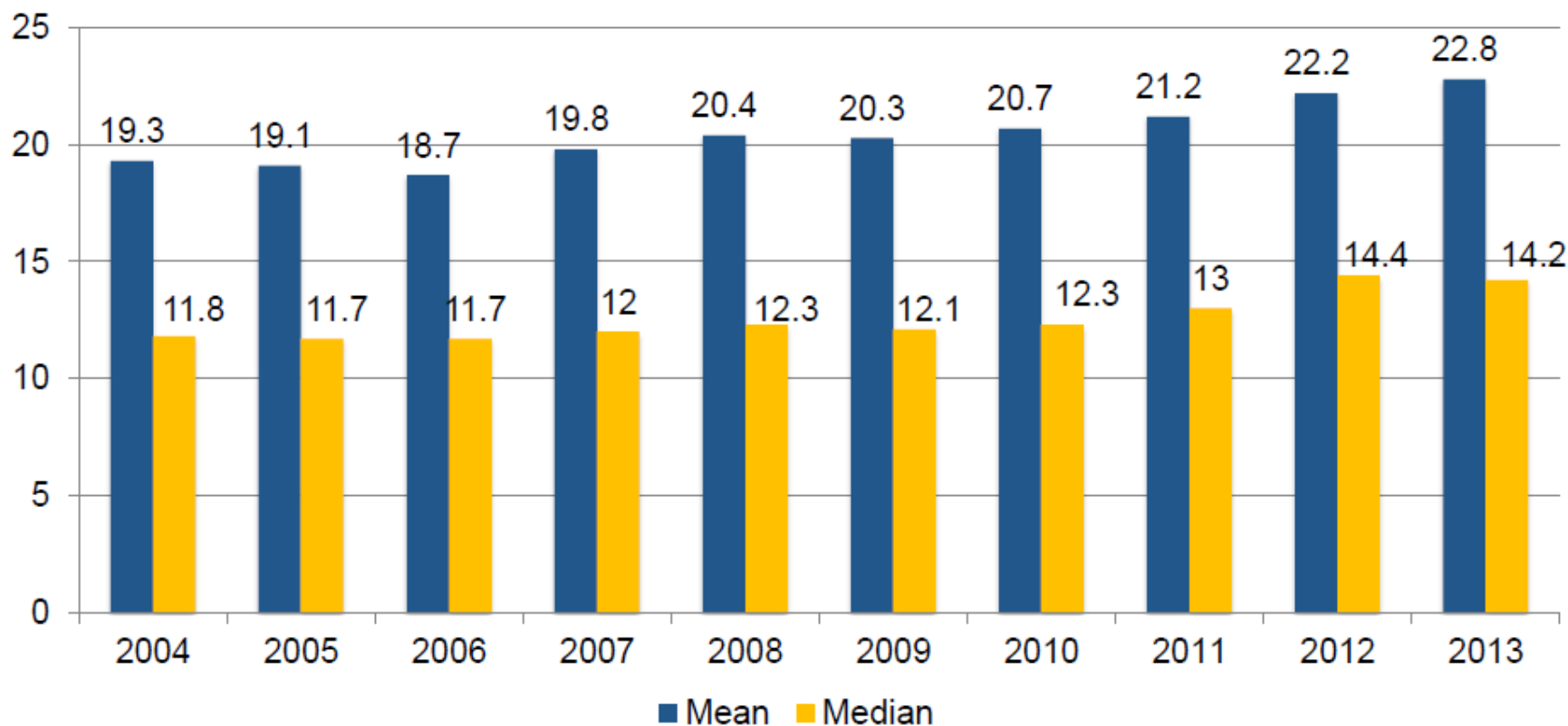
46% of Released Prisoners Return Within 3 Years, and Majority of Returns are for Technical Violations

3-Year Return to Prison Rate for 2010 Prison Releases, by Return Type



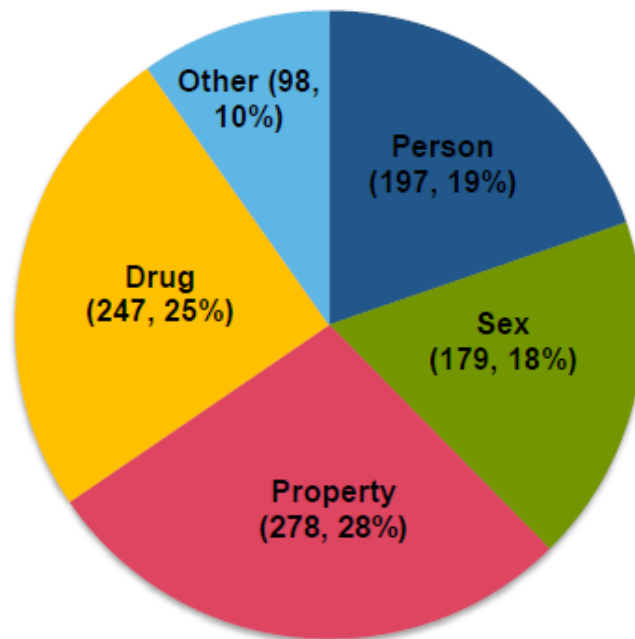
Time Served in Prison Up 20% Over Last Decade

**Mean and Median Time Served by Release Year
(Months)**



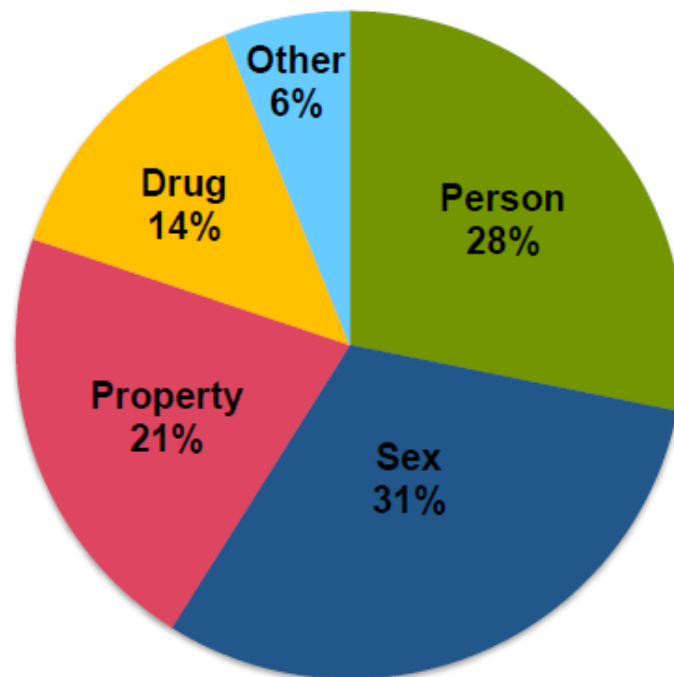
63% of New Court Commitments Admitted to Prison for Nonviolent Crimes

**Prison Admissions by Offense Type
(NCC Only, 2013)**



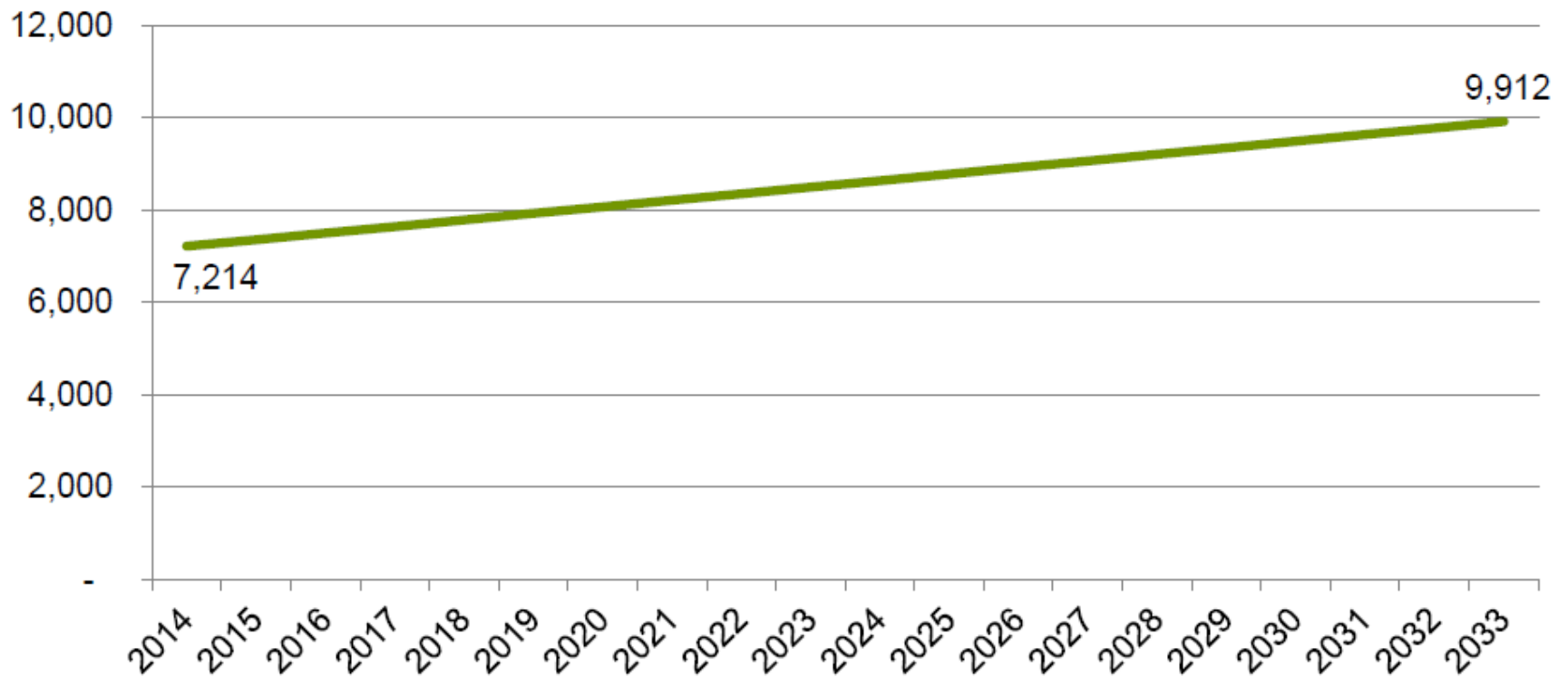
Nonviolent Offenders Make Up 41% of Current Prison Population

Prison Population on Jan 1, 2014, by Offense Type



Prison Population Projected to Grow 37% in Next 20 Years

MGT Prison Population Forecast, 2014-2033
(Average Daily Population)



RESEARCH ANALYSIS

RECIDIVISM REDUCTION PRINCIPLES

RESEARCH ANALYSIS

RECIDIVISM REDUCTION PRINCIPLES

Incarceration alone does not reduce recidivism.

When low-risk offenders go to prison, their risk level increases. They leave more likely to commit future crimes than when they entered prison.



RESEARCH ANALYSIS

RECIDIVISM REDUCTION PRINCIPLES

Supervision should be focused on the risk level of the individual offender.



RESEARCH ANALYSIS

RECIDIVISM REDUCTION PRINCIPLES

Treatment should be focused on the needs of the individual offender. Treatment is most effective in the community.



ODYSSEY HOUSE
A NON-PROFIT

RESEARCH ANALYSIS

RECIDIVISM REDUCTION PRINCIPLES

- Use both sanctions and rewards.
- Frontload resources.
- Balance supervision and treatment.
- Use swift, certain and proportionate sanctions.
- Longer lengths of stay in prison do not correlate with reduction in recidivism.

POLICY ANALYSIS

POLICY ANALYSIS

CCJJ RECOMMENDATIONS

CCJJ made a series of policy recommendations in the following areas which resulted in HB 348.

- Focus prison beds on serious and violent offenders
- Strengthen probation and parole supervision
- Improve and expand reentry and treatment services
- Support local corrections systems
- Ensure oversight and accountability

HB 348

- Reduces possession of a controlled substance from a third degree felony to a class A misdemeanor.
- Restructures drug-free zones.
- Requires Department of Corrections to prepare a case action plan for every offender.
- Bases supervision and treatment on case action plan.
- Revises sentencing guidelines to focus on risk of recidivism.

HB 348

- Establishes a graduated system of sanctions and rewards for offenders on probation and parole that use swift, certain and proportionate responses.
- Establishes a system that allows offenders to earn their way off probation by complying with the terms of probation.
- Establishes a system that allows inmates to earn an earlier release by completing programs that reduce their risk level (based on the case action plan).
- Assists inmates transitioning back to community.

HB 348

Appropriated \$14 million for treatment and supervision.



AGENCY	GEN FUND ONGOING	GEN FUND ONE-TIME	TOTAL FUNDS
Board of Pardons and Parole - BOPP Research/Data Collection	\$120,800		\$120,800
Department of Corrections - DOC Access to Recovery Clinical Therapists Mental Health Services Office Specialists Training for APP Agents/BOPP/Jails Transition Specialists APP Treatment Agents	\$500,000 \$1,805,900 \$1,045,100 \$604,000 \$200,000 \$893,000 \$988,000		\$500,000 \$1,805,900 \$1,045,100 \$604,000 \$200,000 \$893,000 \$988,000
Commission on Criminal & Juvenile Justice – CCJJ Researcher Program Manager County Incentive Grant Program IT Upgrades to County Jail IT Systems	\$120,000 \$129,500 \$2,218,700	\$380,000	\$120,000 \$129,500 \$2,218,700 \$380,000
Social Services DSAMH Training Provider Treatment Staff DSAMH 2 FTEs and Develop Web System DSAMH Substance Abuse/Mental Health Treatment	\$150,000 \$225,000 <u>\$2,980,000</u>	<u>\$1,520,000</u>	\$150,000 \$225,000 <u>\$4,500,000</u>
GRAND TOTAL	\$11,980,000	\$2,000,000	\$13,980,000

HB 348

- Averts 95% of the need for new prison beds while reducing recidivism and improving public safety.
- Saves the state \$500,000,000 over the next 20 years.