

RECOVERY SUPPORT SERVICES IN STATES

An analysis of State recovery support services using the 2016-2017 Substance Abuse Block Grant (SABG) Behavioral Health Assessment and Plan

THIS PROJECT IS BEING SUPPORTED BY
THE CENTER FOR SUBSTANCE ABUSE TREAT, SAMHSA

METHODOLOGY

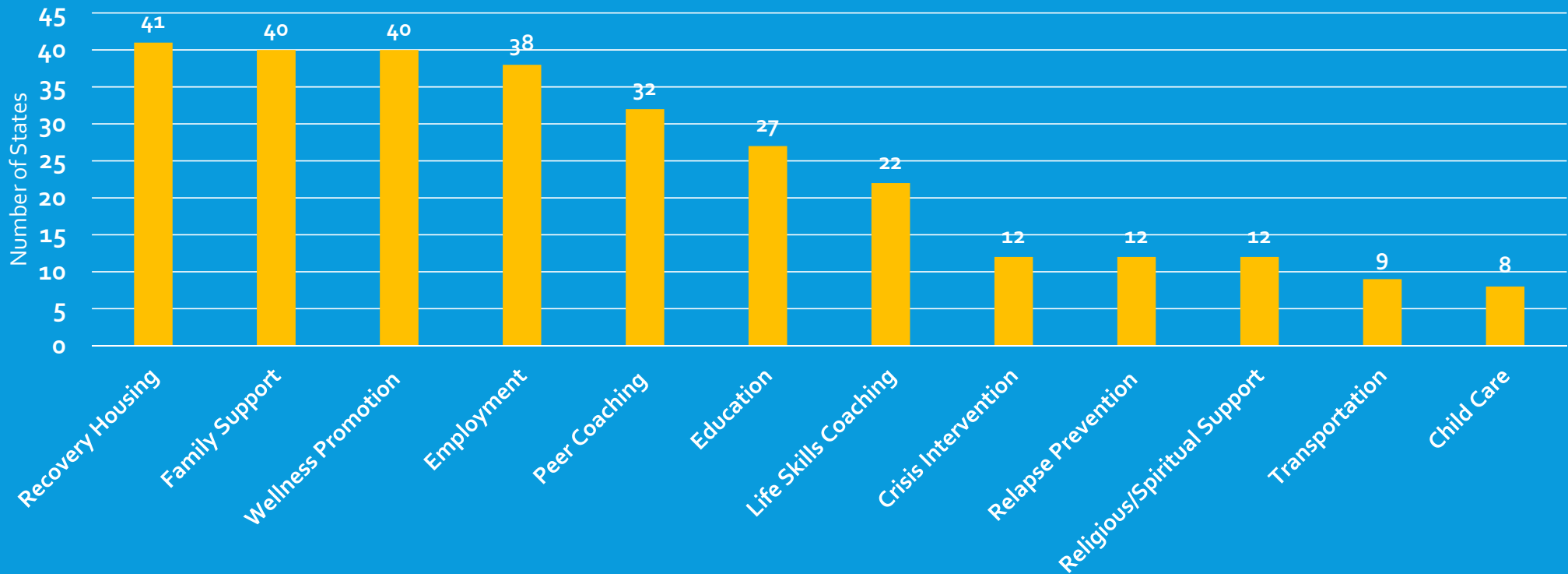
- NASADAD staff conducted a scan of recovery support services within all 50 State (plus the District of Columbia) SABG applications using WebBGAS, SAMHSA's online block grant application system. Within each State's FY2016-2017 SABG application, Recovery was listed as #16 under "Environmental Factors and Plan."
- NASADAD staff developed a list of recovery support services (e.g. recovery housing, vocational programs, peer coaching), special populations (e.g. women, veterans, youth, LGBT) and workforce development factors (recovery trainings, peer specialist credentialing) within an Excel spreadsheet from questions asked within the application.
- While scanning the applications, staff would mark "yes" if a State specifically mentioned using SABG funds for a service or initiative; or, they would mark "no" if there was no mention.*
- NASADAD staff developed an additional set of factors (e.g. evidence of consumer helplines, family supports, relapse prevention, etc.) that they did not anticipate before conducting the first scan.
- NASADAD staff conducted a second scan and abstraction of information, with each staff member being assigned a set of State applications that were previously analyzed by another staff member during the first scan.
- Finally, NASADAD staff convened to compare and contrast the information gained from the first and second scans. If there was information that did not match between the two scans, staff were asked to discuss the discrepancy and come to a consensus.
- The information and charts presented are an overview of the agreed upon data abstracted from the SABG applications. Forty-seven States (excluding MD, SD, and WA) and the District of Columbia are accounted for in this presentation.

*Disclaimer

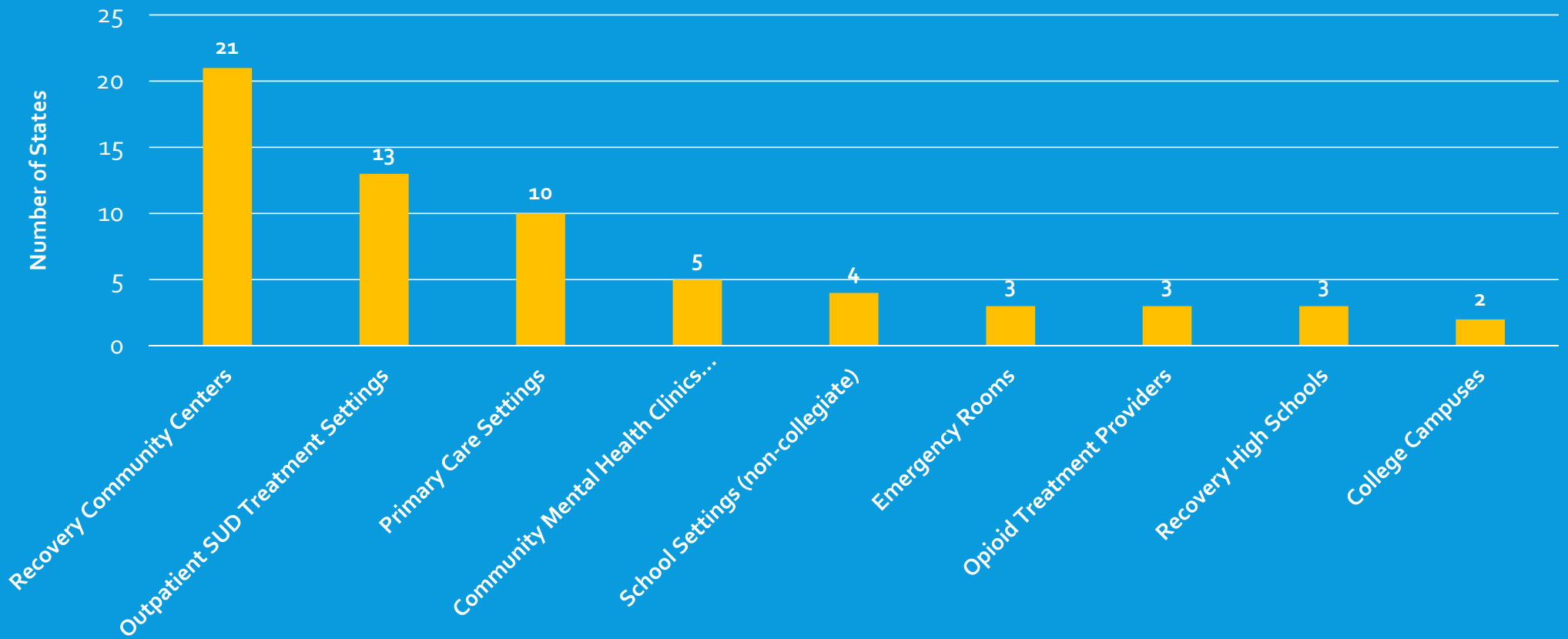
DISCLAIMER

- Despite the data presented, it should be noted that it is not fully representative of the State and its services. The data represents a lower bound count and is an interpretation of the information presented in each State's SABG application. Just because a State did not mention a specific service or initiative, it does mean a State may not be engaging in a specific recovery service or initiative.

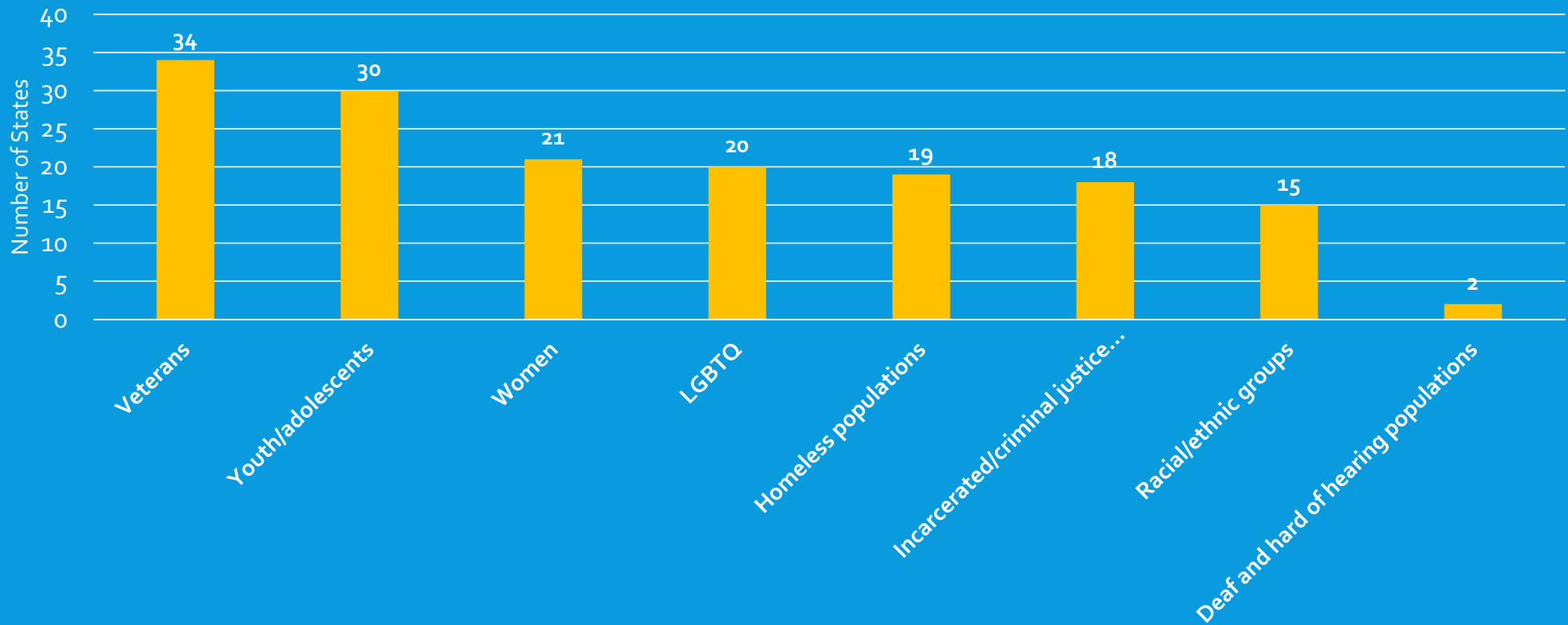
WHICH RECOVERY SUPPORT SERVICES ARE STATES SUPPORTING?



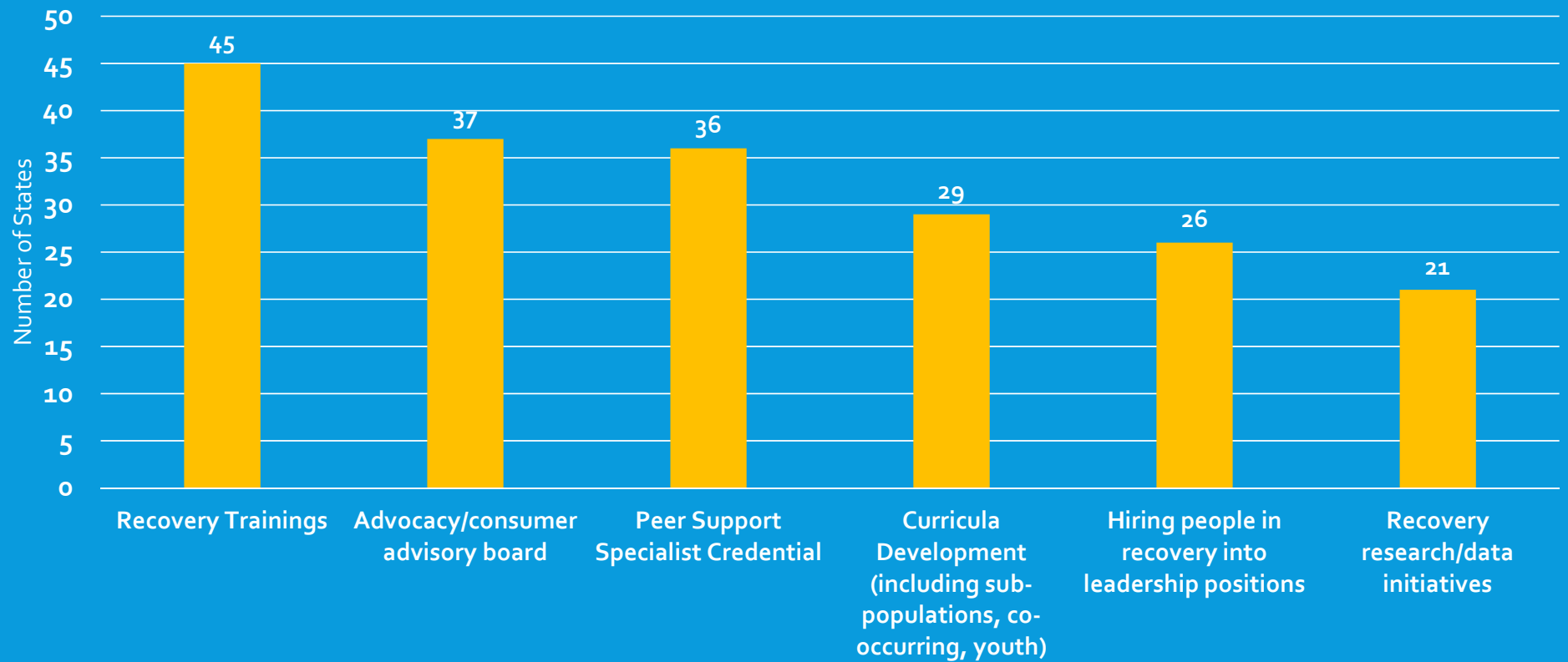
IN WHICH SETTINGS/LOCATIONS ARE STATES SUPPORTING RECOVERY SUPPORT SERVICES?



WHICH VULNERABLE POPULATIONS ARE THE FOCUS OF RECOVERY SUPPORT SERVICES?



HOW ARE STATES INVESTING IN THEIR RECOVERY WORKFORCE?



HOW MANY DIFFERENT TYPES OF RECOVERY INITIATIVES ARE STATES SUPPORTING?

